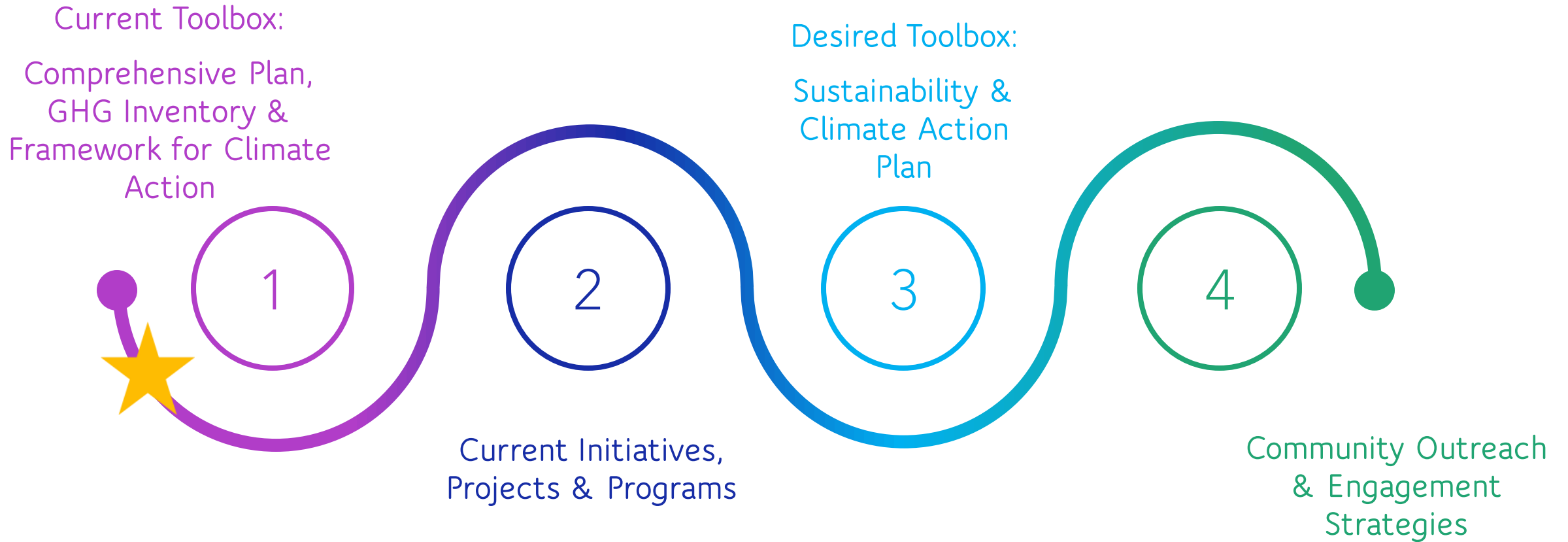



CITY OF MCCALL SUSTAINABILITY INITIATIVES WORK SESSION ROADMAP





Current Toolbox: 2018 McCall Area Comprehensive Plan (A MILD SUSTAINABILITY PLAN)

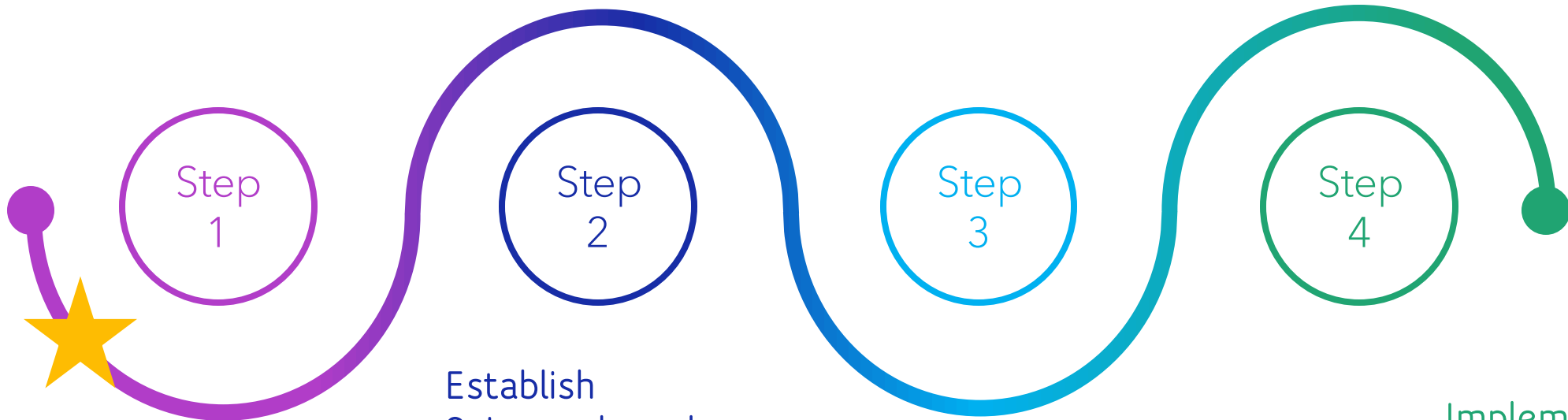
Overarching goal or policy (1 sentence) - should apply to multiple measures	Name of Measure (just a few words)	Description of Measure (2-3 sentences)	Status (select one)	Category (select most relevant)	Impact area (select most relevant)	Metric (1 or 2 metrics for measuring progress)	Target (define the short or long term target for the metric)	Start date	Completion date	Lead Department	Supporting Department
Community Character & Design	Green Development Goals	Develop a portfolio of Green Development standards to encourage developers to incorporate green design in future projects in McCall.	Upcoming	Energy Efficient Buildings	Community	Building Permit #s with Green Building Standards included; green measures within City Code	Near-term			Community and Economic Development	Public Works and Finance
(CC&D) Policies: Policy 1.1 Policy 2.4 Policy 6.1	Green Design Guidelines	Develop a portfolio of design standards to educate developers on green-methods to plan projects in the McCall area.	Upcoming	Land use	Community	See above, Title 3	Mid-term			Community and Economic Development	Public Works
(CC&D) Goal: Goal #3	Capital Improvement % for the Arts	Create Incentives for public art projects, including on private property; Ensure the long term viability of the McCall maintenance fund for public art	Upcoming	Green Space and Recreation	Community	Monitoring long-term budget for funding opportunities; Story mapping public art that is created through the Public Arts program	Mid-term			Community and Economic Development	McCall Urban Renewal Agency
Land-Use	Area of Impact Boundary	Modify McCall's Area of Impact Boundary and identify future growth tiers to guide and pace growth in ways consistent with infrastructure and service capacities.	In Progress	Land use	Government operations	Total space within Impact Area; total number of parcels held - by state agencies, private citizens, conservation easements	Near-term	Nov-22		Community and Economic Development	Idaho Department of Lands; Public Works
(Land-Use) Policies: Policy 1.3 Policy 2.1	Urban Edge Conservation	Create an urban edge by using conservation easements with emphasis on the south and west sides of the City	Upcoming	Green Space and Recreation	Government operations	Story map of change to green space buffered areas; pathways serial/vector plan up to date	Mid-Term			Community and Economic Development	Parks & Recreation
Policy 2.3 Policy 6.2 (H) Policy 1.3	City Development Code Revisions	Support infill development (prioritize housing), limit formula business development, revise non-conforming code provisions to allow for remodeling and appropriate expansions of non-conforming structures.	In Progress	Land use	Community	Up to date development layers with parcel history and LU change. Start measuring Land-Use Change using ICLER Learn Tool to track 2019 - development boom in area.	Near-Term; HIGH Priority	Ongoing		Community and Economic Development	Public Works, PLRWSD, Housing Company 60103, Payette Land Trust
Policy 4.2	Clustered Development Open Space	Revise development code to include clustering as site plan priority to protect natural features, create recreational open spaces, and preserve view corridors.	Upcoming	Green Space and Recreation	Community	Site Design Guidelines/Subdivision Plat Notes counted for their reference to common lots, regular assessment of Parks Spaces squared and Parks in lieu fees. (Parks Master Plan update in FY2022)	Near-Term			Community and Economic Development	City Council, PAZ Commission, Valley Co. Commission
Project 13	Voluntary Land Preservation/Incentives for Lands Dedication to the Payette Land Trust	Linkages to Cluster Development are possible to identify high priority areas/zones or Overlays intended for conservation easements/open space.	Upcoming	Green Space and Recreation	Government operations	PLT Reports, Agricultural Conservation & Carbon Offset Payment Program?	Mid Term			Community and Economic Development	Parks & Recreation
Project 15 & Project 16	Greenhouse Development & Urban Agriculture & Community Garden Areas	Work with local organizations/neighborhoods to bolster knowledge & productivity of local gardens and urban agriculture systems.	In Progress	Food	Community	"Annual Garden Tour" similar to CDA, to exhibit great gardens/greenhouses in city and surrounding areas.	Mid-term		Code Update for Agriculture Complete, needs revisiting	Community and Economic Development	Parks & Rec, MOBB
Project 17 & Project 18	Local Food Production & Distribution	Develop clear goals, pathways to implementation, and processes for local food production and distribution in the McCall Area (such as Farmer's Markets, Food Truck courts). Create a sustained Seasonal Outdoor Farmer's Market and/or sustained, year-round, indoor farmer's market venue for local producers to engage with the community.	Upcoming	Food	Community	Food Truck Vendor Permits, Costs comparison of Food Trucks to Restaurants on affordability	Near-term			Community and Economic Development	City Clerk
Environment	Lake & Recreation Management Plans	Work with involved agencies (IDL, IDWR, USFS, IDEG, BFLWQC, Valley County) to devise a cooperative plan to ensure the health of lakes and waterways in cooperation with recreation sector.	In Progress	Waterfront / Coastline	Government operations	Lake Quality tests, Boat Counts	Near-term	July 2021		Community and Economic Development	Parks & Recreation, Valley County
Env. Projects 1 & 2 Env. Projects 3-8	Water Conservation	Amend the Development Code to revise design standards for water retention and detention facilities in new developments to reduce off-site stormwater effects and provide other public benefits.	In Progress	Water and Sewer	Community	Water Meter Readings/Landscaping Guidelines	Near-Term			Public Works, PLRWSD	Community and Economic Development, Parks & Rec
Env. Project 9	Air Quality Protection	Work towards the replacement of wood-fire stoves/fuel burning heat methods with emissions free/efficient technologies such as dual heat pumps. Focused on Equity and Air Quality.	Upcoming	Public health	Community	AQI/Number of Heat Pumps/Wood Stoves	Mid-term			Community and Economic Development	Public Works
Env. Project 11	Dark Skies Ordinance	Implement full Dark Skies Ordinance for lighting fixtures	Complete	Outdoor Lighting	Community		Near-term	Sep-21	Nov-22	Community & Economic Development	City Clerk
Env. Project 15	Reflexive Development Configuration	Create codified guidance to ensure development utilizes existing natural features and ecosystem services, rather than proceeds despite local environment.	In Progress	Land use	Community	Open Space to Built Footprint Ratio, Wildlife Corridor Study	Near-Term			Community & Economic Development	Parks & Recreation
Env. Project 16	Energy Efficiency	Create code guiding timeline/infrastructure/building/planning and zoning processes and guidelines for energy efficiency/energy waste reduction.	Upcoming	Energy Efficient Buildings	Community	GHG Inventories/BP Data	2022-2024			Community & Economic Development	Public Works

(Please refer to your 11X17 Hand Out)

Our Vision:
*McCall is a diverse, small town united to maintain a safe, clean, healthy, and attractive environment.
 It is a friendly, progressive community that is affordable and sustainable.*

1

CURRENT TOOLBOX: FRAMEWORK FOR CLIMATE ACTION PLANNING



Step
1

Step
2

Step
3

Step
4

GHG Inventories

The City of McCall as a local government organization emits approximately:

1,239 Metric Tons of CO₂e per year

We should complete the 2018 & 2021 Community Inventory in 2023 if possible.

Establish Science-based Targets

ICLEI - The Organization that assists Local Government with Sustainability Planning, is currently generating Science-based Targets (SBTs) based the Community Inventory.

We will not receive SBTs until the 2018 Community Inventory is published.

Climate Action Plan

We have a 'Framework' for Climate Action Planning

Using the SBTs and Comprehensive Plan Update, we can create a CAP for Local Government operations, then the full community

Implementation, Monitoring & Adaptation

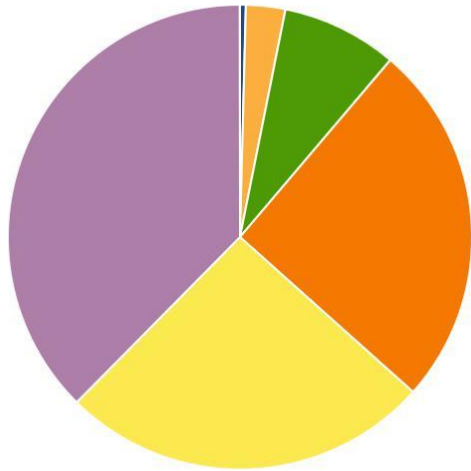
When each Department and our Organization adopts our operating Plan - we implement.

We are excellent at implementation

1

CURRENT TOOLBOX: GREENHOUSE GAS EMISSIONS INVENTORIES

CO2e By Category

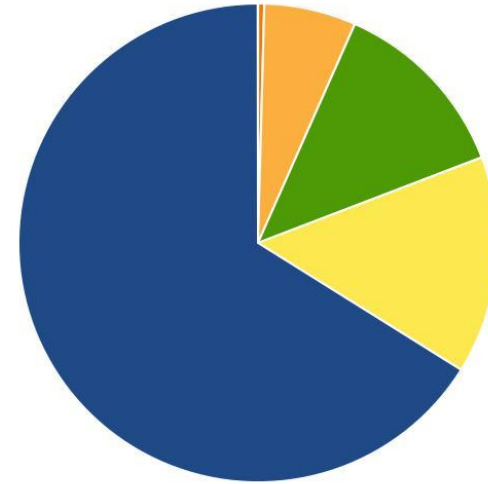


- Solid Waste Facilities
- Street Lights & Traffic Signals
- Employee Commute
- Vehicle Fleet
- Buildings & Facilities
- Water & Wastewater Treatment Facilities

LOCAL GOVERNMENT OPERATIONS

BASE YEAR 2018 - COMPLETE

CO2e By Category



- Industrial Energy
- Water & Wastewater
- Solid Waste
- Commercial Energy
- Transportation & Mobile Sources
- Residential Energy

COMMUNITY SCALE

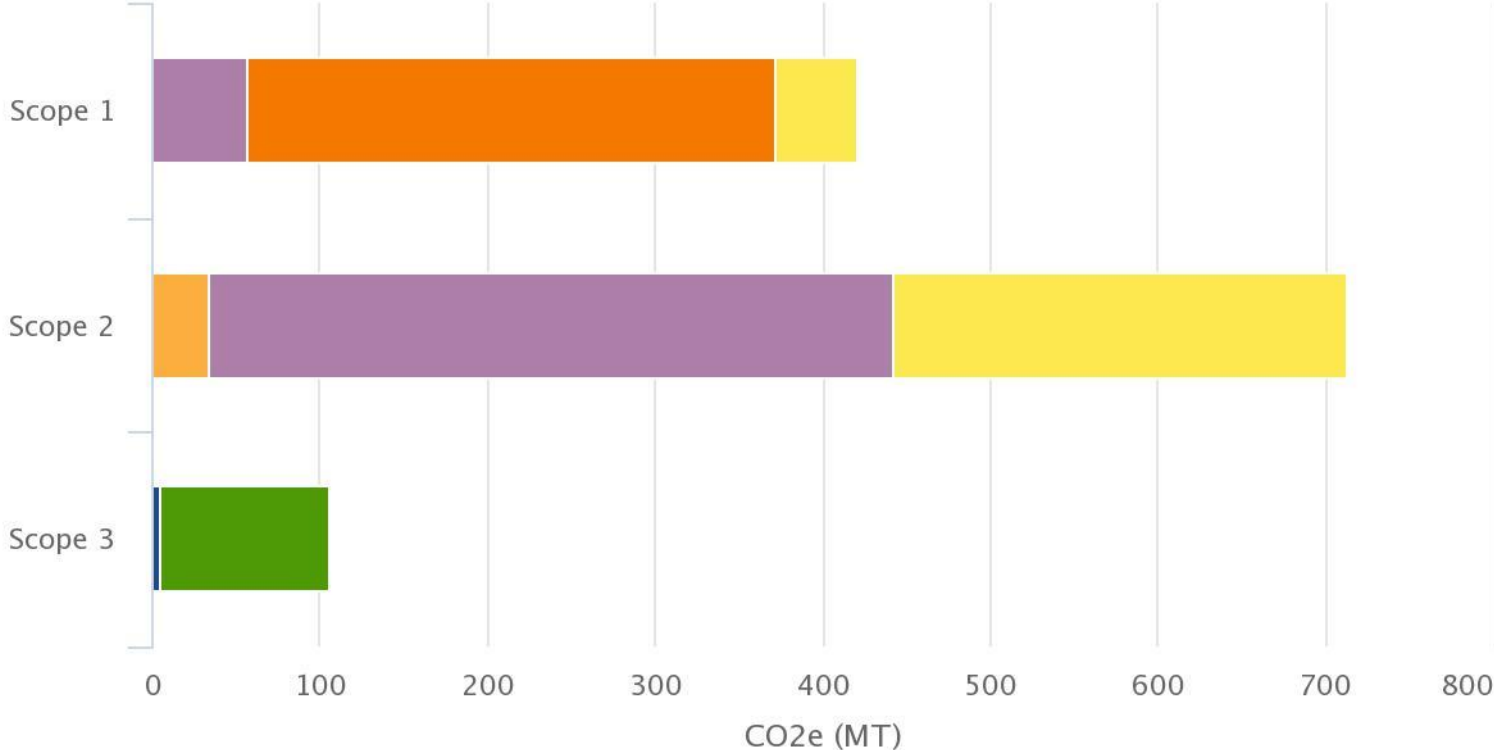
BASE YEAR 2018 - INCOMPLETE

Step
1

Local-Government GHG Inventory (Base Year 2018)

The City of McCall as a local government organization emitted approximately:

1,239
Metric Tons
of Carbon Dioxide
equivalent in 2018



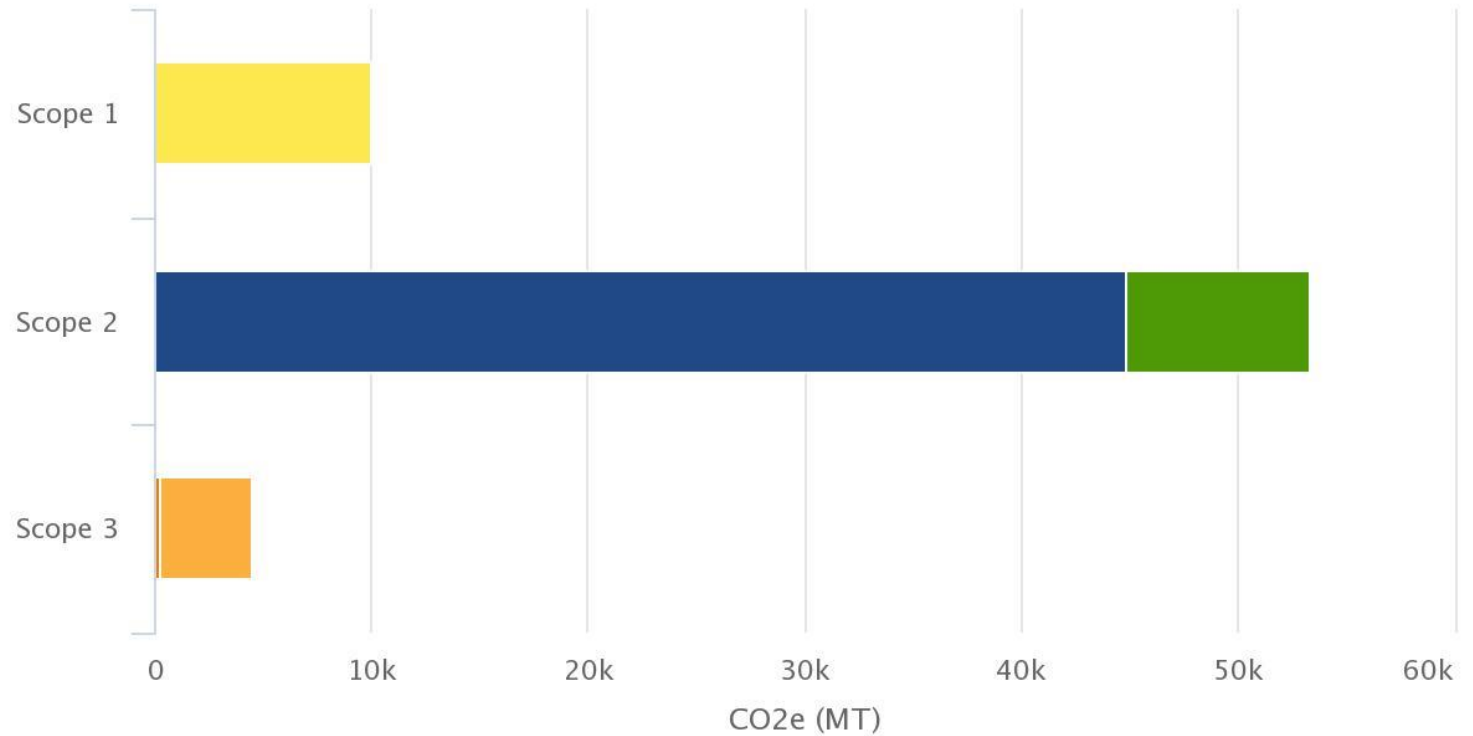
- Solid Waste Facilities
- Employee Commute
- Street Lights & Traffic Signals
- Water & Wastewater Treatment Facilities
- Vehicle Fleet
- Buildings & Facilities



Community Inventory (Base Year 2018)

McCall as a community emitted approximately :

67,678
Metric Tons
of Carbon Dioxide
equivalent in 2018



Missing from these data are:

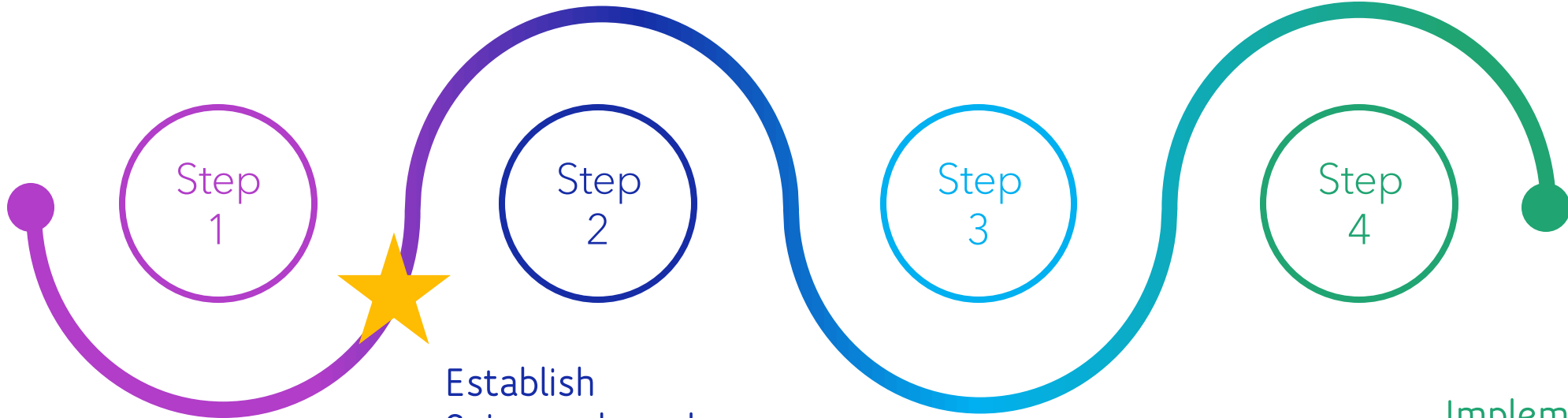
- Boat & Aviation Fuels Purchased (Scope 1)
- Open Space GHG Source/Sink Data (Scope 1)
- Consumption/Economic Activity (Scope 2 & 3)



1

Step 2

CURRENT TOOLBOX: FRAMEWORK FOR CLIMATE ACTION PLANNING



Step 1

Step 2

Step 3

Step 4

GHG Inventories

The City of McCall as a local government organization emits approximately:

1,239 Metric Tons of CO₂e per year

We should complete the 2018 & 2021 Community Inventory in 2023 if possible.

Establish Science-based Targets

ICLEI - The Organization that assists Local Government with Sustainability Planning, is currently generating Science-based Targets (SBTs) based the Community Inventory.

We will not receive SBTs until the 2018 Community Inventory is published.

Climate Action Plan

We have a 'Framework' for Climate Action Planning

Using the SBTs and Comprehensive Plan Update, we can create a CAP for Local Government operations, then the full community

Implementation, Monitoring & Adaptation

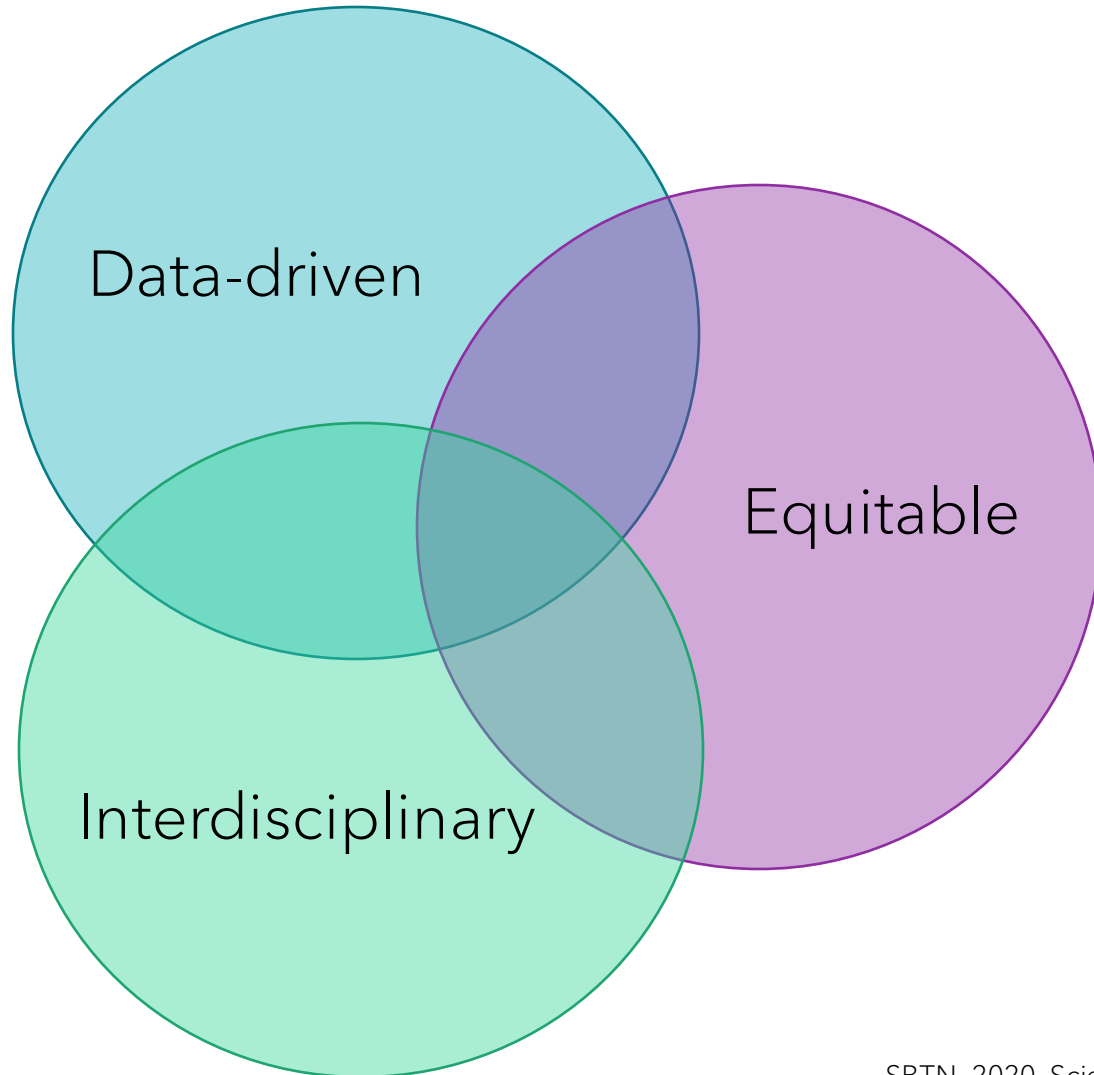
When each Department and our Organization adopts our operating Plan - we implement.

We are excellent at implementation

1

Step
2

Establishing Science-based Targets



What is a Science-based Target (SBT)?

- An SBT is: a *“measurable and actionable environmental target that allows a city to align their actions with societal sustainability goals and the biophysical limits that define the safety and stability of earth systems”*

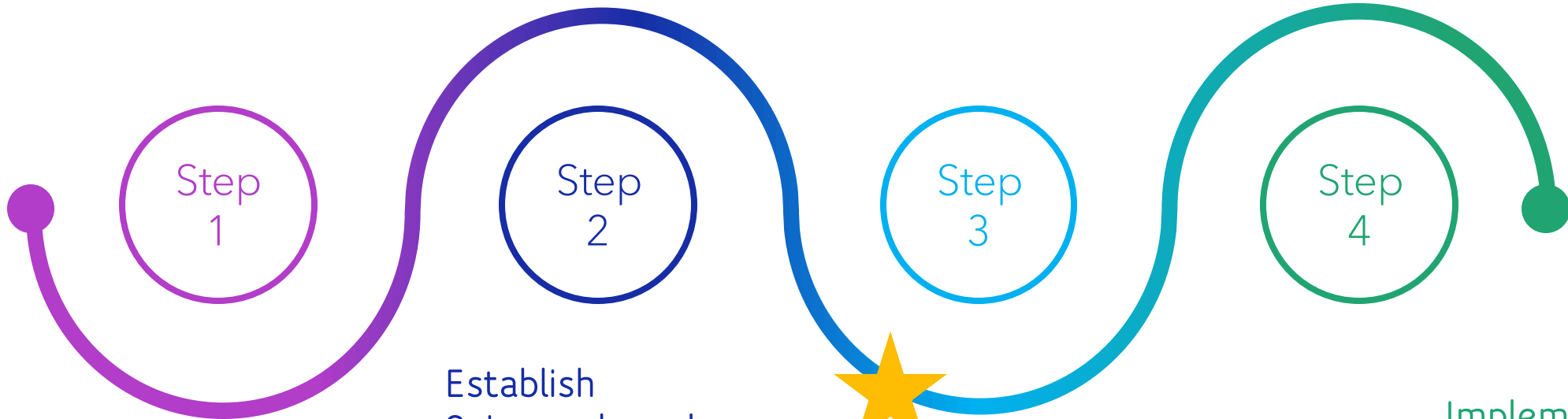
Why are SBTs helpful?

- Setting SBTs identifies *clearly defined targets with a specified scale and pace* for reducing GHG emissions to be in alignment with the international consensus on GHG reduction needs. These are generally reductions benchmarks for the year 2030, and 2050.

1

Step 2

CURRENT TOOLBOX: FRAMEWORK FOR CLIMATE ACTION PLANNING



Step 1

Step 2

Step 3

Step 4

GHG Inventories

The City of McCall as a local government organization emits approximately:

1,239 Metric Tons of CO₂e per year

We should complete the 2018 & 2021 Community Inventory in 2023 if possible.

Establish Science-based Targets

ICLEI - The Organization that assists Local Government with Sustainability Planning, is currently generating Science-based Targets (SBTs) based the Community Inventory.

We will not receive SBTs until the 2018 Community Inventory is published.

Climate Action Plan

We have a 'Framework' for Climate Action Planning

Using the SBTs and Comprehensive Plan Update, we can create a CAP for Local Government operations, then the full community

Implementation, Monitoring & Adaptation

When each Department and our Organization adopts our operating Plan - we implement.

We are excellent at implementation

1

Step 3

Developing/Adopting a Climate Action Plan



- Transportation**
- Encourage Micromobility
- Plan EV Infrastructure
- Vehicle Fleet
- Employee Commute

- Buildings & Facilities**
- Energy Efficiency
- Renewable Energy
- Equipment Electrification
- Adaptive Reuse
- Streetlights & Traffic Signals**
- LEDs & Dark Skies
- Renewable Energy






- Water & Wastewater**
- Water Treatment Plant
- Pump Stations
- Water Conservation
- Solid Waste**
- Reduction in Total Waste
- Landfill Bound
- Composting
- Recycling

1


Step
4

COMP PLAN WORK SESSION & NEXT STEPS


- McCall Area Comprehensive Plan adopted 2018 by City and County (Previous Comp Plan 2008)
- Implementation Matrix/Work Plans/Reviews
- Comp Plan Review with Council-April 29, 2022 =Plan Audit and update in 2024
- Integration of Climate Action Planning into Plan update



Current Toolbox:
Comprehensive Plan,
GHG Inventory &
Framework for Climate
Action



Current Initiatives,
Projects & Programs



Desired Toolbox:
Sustainability &
Climate Action
Plan



Community Outreach
& Engagement
Strategies



2

Ongoing Initiatives & Upcoming Opportunities

Sustainability Action Matrix (Attached Exhibit / 11x17 Handout)

- We already have almost *40 broad and aspirational Sustainability Goals and Policies* in various states of progress from our 2018 Comprehensive Plan

In the last 4.5 years we have taken on:

- Buildings & Facilities
- Transportation
- Water & Wastewater
- Solid Waste
- Streetlights & Traffic Signals

Creating a Library *to meet the needs of current and future users*; designed with energy efficiency, *Net Zero-ready*, and *reduced carbon footprint of construction* in mind

Using ARPA & CDBG funds to *fit most City buildings with Heat Pumps & increase Energy Efficiency*:

- Public Works
- City Hall
- Golf
- New Parks Facility
- Senior Center

Greenhouse Gas Emissions Inventory of *Local Government Operations* and *most Community Activities*

Required new development to include *pathways construction, Bicycle Parking*, and secured grant funding for *4 new public EV Charging Stations*

Converting *all Streetlights in the City to LED (low wattage)* bulbs

2

Upcoming Opportunities

Solid Waste

Composting

Recycling

Landfill Bound Solid Waste by Material - 2018

From 2018 to 2021, the total quantity of MSW generated from the McCall community increased from:

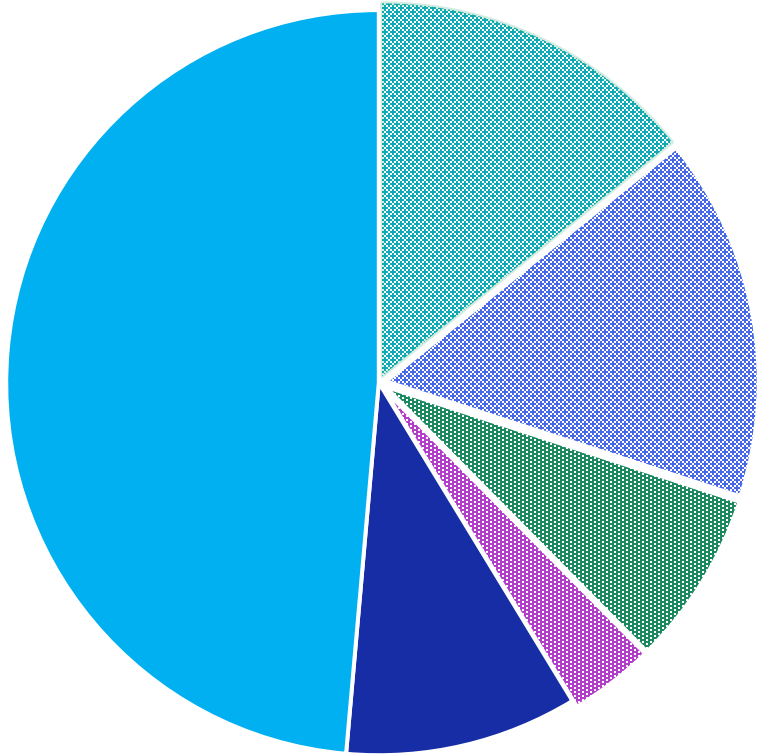
3,955 wet Tons to 5,600.39 wet Tons

This contributes to an emissions increase of approximately

1,787 Metric Tons of CO₂e per year

Remaining Question:

How much recyclable material is landfill bound because of the distance/inconvenience/inaccessibility of going to transfer station?



- **Woody Debris/Organics
- **Food Waste
- ** Paper Mix
- ** Other Recyclable
- Dimensional Lumber
- Garbage

2

Upcoming Opportunities

Solid Waste Program=Recycling and Composting

Near-term: Develop a curbside recycling program for McCall.

Develop a sustainability program with curbside recycling

Goal 7: Ensure efficient solid waste management, and support enhanced recycling service and opportunities.

Develop a hand guide of best practices for sustainability in:

- Curbside recycling*
- Private and commercial recycling*

Policy 1.1

*Integrate green infrastructure elements such as the urban forest, gardens, urban agriculture, LEED (Leadership in Energy and Environmental Design) rated buildings₁ or other code programs, **recycling and composting programs**, and green streets₂ into the urban design of the City.*

Improve recycling of materials in public spaces, in trash receptacles on city streets, and at public events

2

Upcoming Opportunities

Solid Waste Program=Recycling and Composting

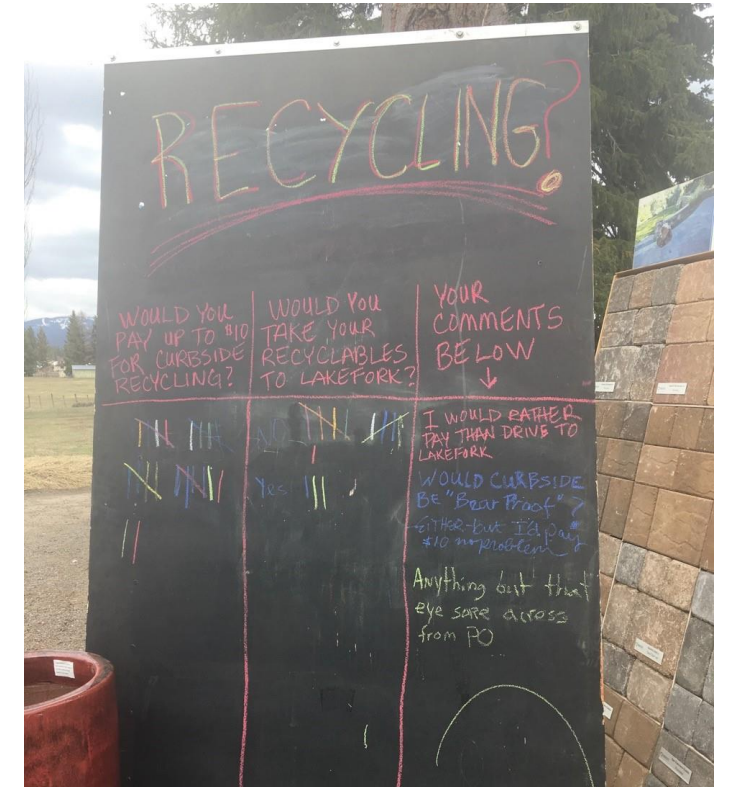


Solid Waste Program includes Recycling and Composting

- Recycling- a community conversation for 20+ years
- Recycling Centers
- Curbside Programs- add on to existing contract
- Composting Efforts

Request for Proposals for Solid Waste Provider coming up soon.

Policy Question: Required trash service vs. voluntarily?

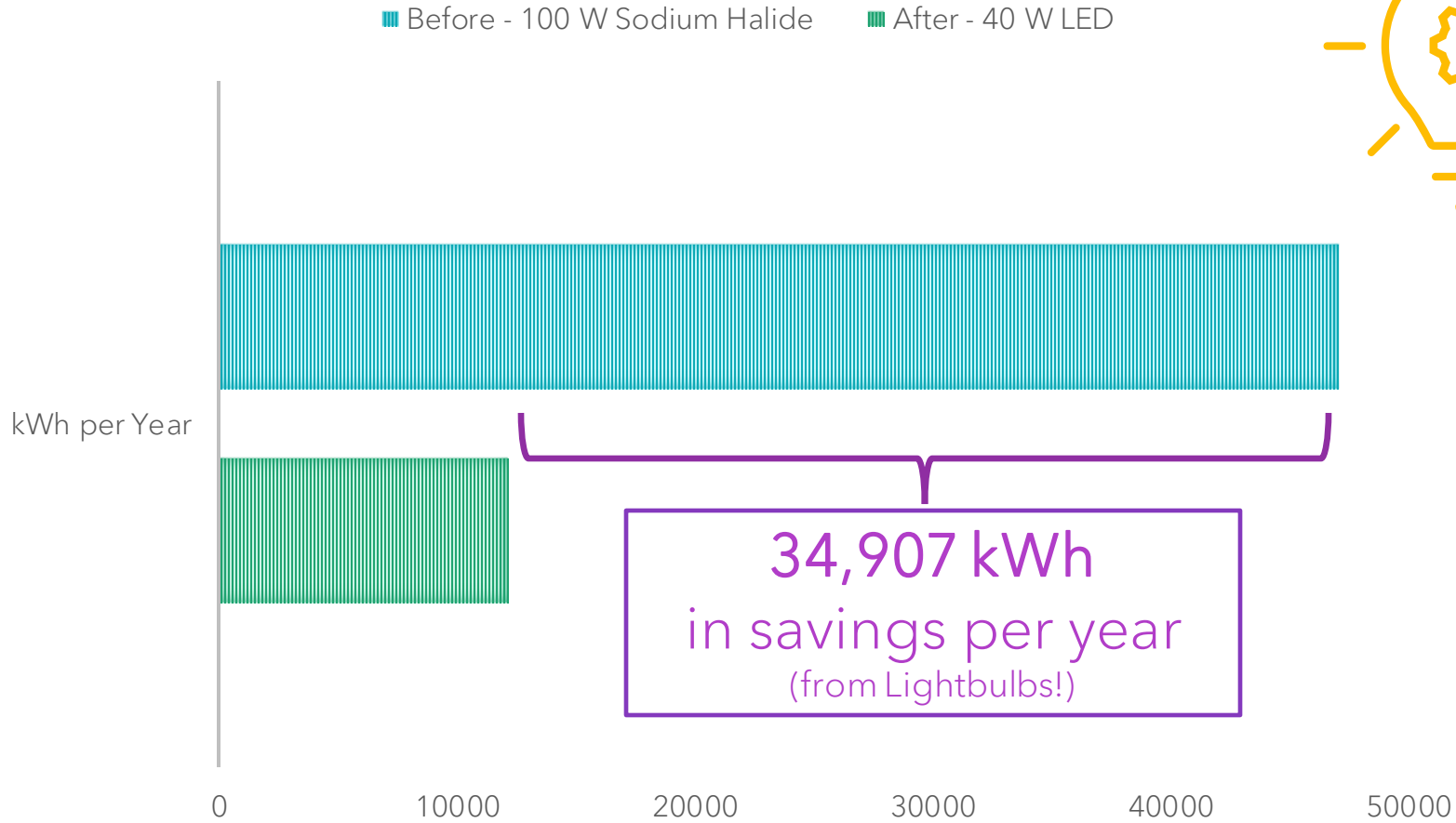


2

Ongoing Initiatives

Featured Win: LED Street Lights

STREET LIGHT ANNUAL ENERGY USE



Streetlights & Traffic Signals

LEDs & Dark Skies

The City maintains and utilizes approximately:

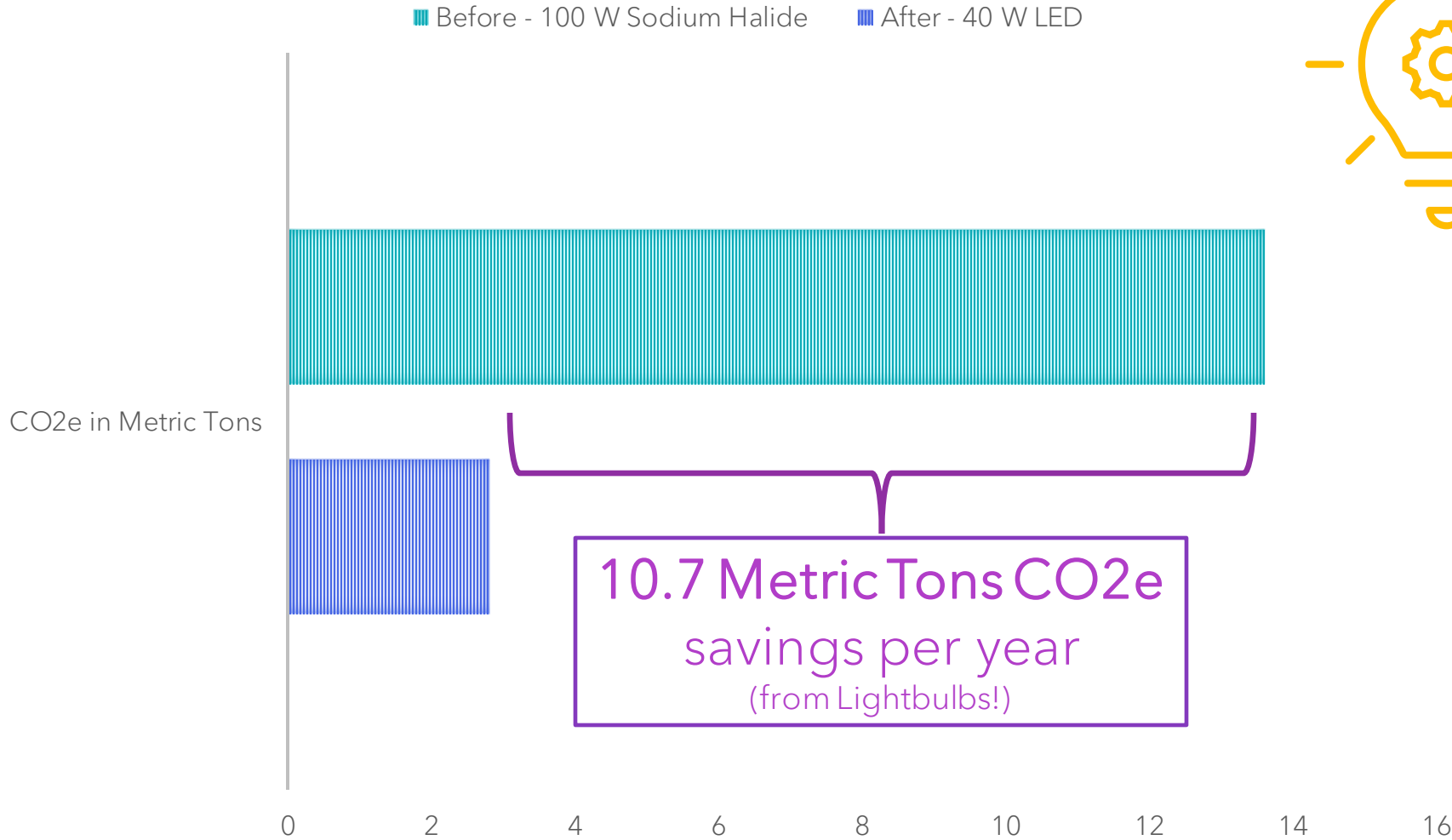
100 streetlights (+/- 10) in cooperation with Idaho Power.

Since 2018, we have successfully converted *all Streetlights in the City to LED (low wattage) bulbs* from the original high wattage Sodium Halide Bulbs.

2

Featured Win: LED Street Lights

STREET LIGHT ANNUAL GHG EMISSIONS



Streetlights & Traffic Signals


LEDs & Dark Skies

The City maintains and utilizes approximately:


100 streetlights (+/- 10) in cooperation with Idaho Power.

Since 2018, we have successfully converted *all Streetlights in the City to LED (low wattage) bulbs* from the original high wattage Sodium Halide Bulbs.

Current Toolbox:
Comprehensive Plan,
GHG Inventory &
Framework for Climate
Action



Current Initiatives,
Projects & Programs



Desired Toolbox:
Sustainability &
Climate Action
Plan



Community Outreach
& Engagement
Strategies

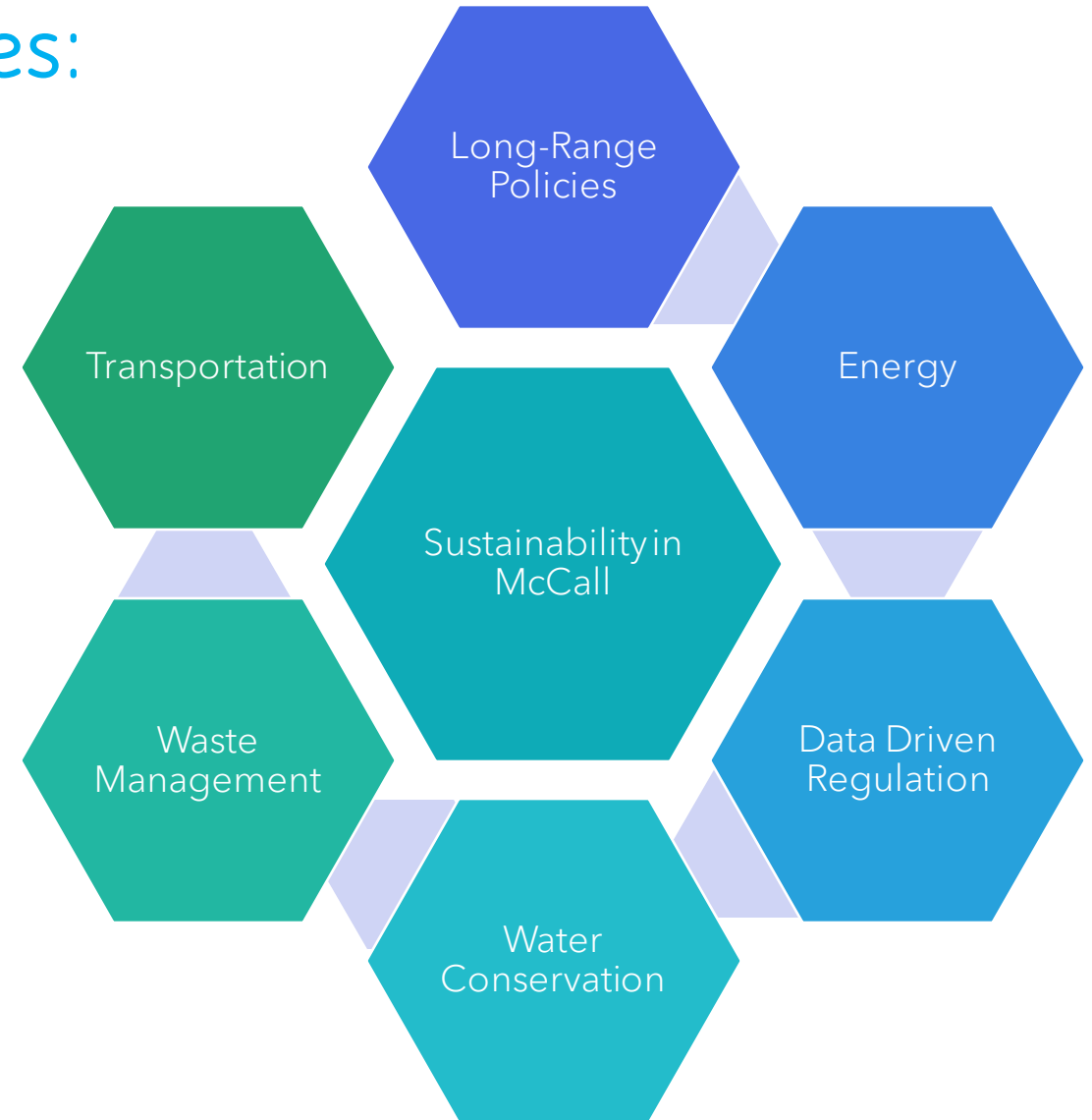


2


3

Upcoming Opportunities & Desired Outcomes: 2 Year Plan


- ICLEI Community-based GHG Inventory w/ SBTs & High Impact Analysis
- (Policy) **Update Comp Plan with Climate-specific policy goals (FY24-25)**
 - Community Engagement on Environmental Goals
- (Energy) **Clean Energy for City Facilities** (RECs short term - on site generation long term)
 - Idaho Power - Community Solar Option v RECs (Greenie & Clean)
- (Regulatory/Built Environment) **Green PZ Code Amendment**
 - Incentive-based
- (Transportation/Operations) **Vehicle Fleet Conversion Plan/Program**
- **Open Space Preservation/Soil Carbon Conservation Program**
- (Regulatory/Transportation) **No-idling Ordinance**
- (Waste Management) **Recycling/Composting**
- (Water Conservation & Quality)
 - Public Works options for H2O Conservation



Current Toolbox:
Comprehensive Plan,
GHG Inventory &
Framework for Climate
Action



Current Initiatives,
Projects & Programs



Desired Toolbox:
Sustainability &
Climate Action
Plan



Community Outreach
& Engagement
Strategies





Public Involvement: Past Initiatives, Current, Future

- Environmental Advisory Committee
- Use of committee for specific actions/proposal/plans
- Regional efforts could be valuable when/if County wide interest
 - Boise State Hazard, Climate & Resiliency Study is a good opportunity for approaching this subject at a regional level
- Ongoing/High Number of Community groups are running point on Env't in the area (i.e CIMBA, PLT, Women's Climate Action, Uldaho MOSS, etc.)
- Sustainability is more culturally embedded in organization/community than previously
- Planning to the People: Models for public involvement have evolved... not limited to committees since we can/should engage more directly and broadly (ie. social media, surveying, events, town hall meetings, focus groups, digital/hybrid)




Golf Course Greens Mowers: Segue to AB 22-281

Buildings & Facilities

Energy Efficiency

Equipment Electrification



➤ Current 3 Golf Course Greens Mowers consume:

~460 gallons of gasoline per 5-month season

(2022 Fuel Cost \$4.50/g = \$2,070 per season)

- Maintenance requires: Regular disposal of vehicle maintenance fluids and preventative maintenance parts (Parts & Labor/Staff-time)
- ICE Mowers have a noise level of 90 decibels (can disrupt wildlife, sleep & cause hearing loss)

Golf Course Greens Mowers: Segue to AB 22-281

➤ All 3 Mowers currently run
~4 hours per day, burning between
1.5-3 gallons each

At 17.7 lbs CO₂e per gallon of
gasoline, our greens mowers are
responsible for

**~5.9-7.1 Metric
Tons CO₂e per
season**

This is the equivalent of driving from San
Francisco to Atlanta 6 or 7 times in a Subaru
Outback



Golf Course Greens Mowers: Segue to AB 22-281

Buildings & Facilities

Energy Efficiency

Equipment Electrification

Electric Greens Mowers as offered in the estimate from TORO would provide the following:

- **An operating time/range of 5-6 hours, or 20-26 greens per full battery charge**
 - (comparable to > the range required), no net loss of function
- **Charging time of 8-9 hours from empty**
 - Energy draw: 1.3 kWh per hour
 - (same Energy Use as an Electric Blanket)
 - Annual Energy Cost of ~\$160 for charging
- **Noise level reduction from 90 decibels to 55-60**
 - (same noise level as a dishwasher)

